


手造再生紙製作

The Process of Recycle Paper Making

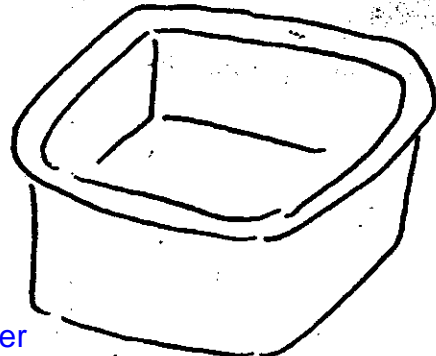
→ 工具 ~ 1. Tools



抄網 A Filter (Called a mold)




果汁機 A Blender



容器 A Container



毛巾 Towels



拭擦紙 Wiping paper or paper towels

(二) 原料 ~ 2. Ingredients

Magazines



Newspaper




Flyers



Paper Bags

Wrapping Paper



Tissue Paper



Carton Paper



舊筆記本

Used Notebooks

(三) 紙漿製作 ~ 3 The Process of Pulp Making

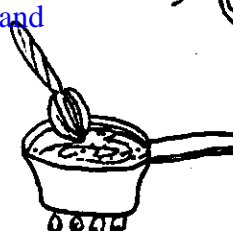


除去紙上膠帶、釘書針
Take off tapes and staples



撕碎紙張浸泡
Tear Off paper to pieces and soak it in water

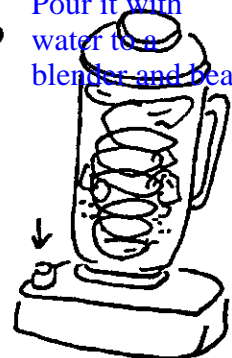
or/and



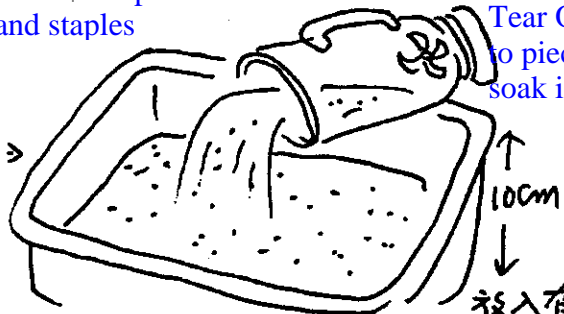
用鍋子邊煮邊攪拌
Boil it with stiring



Pour it with water to a blender and beat



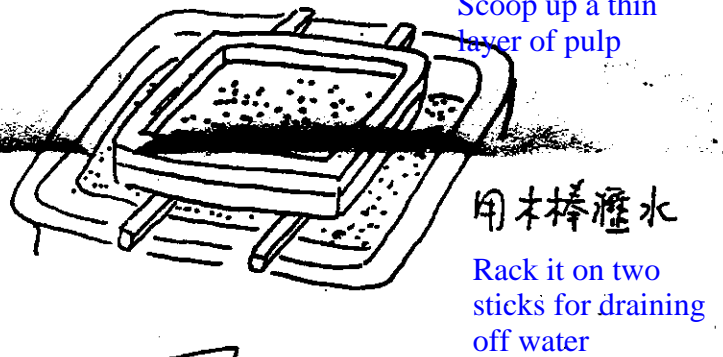
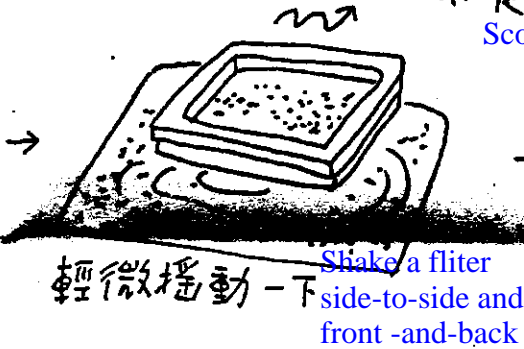


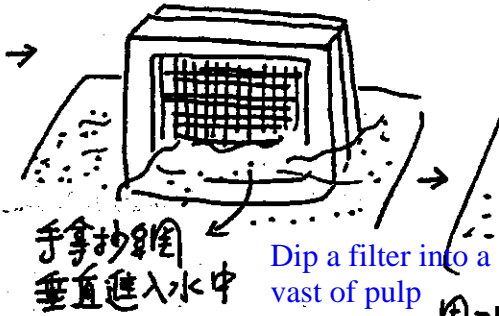
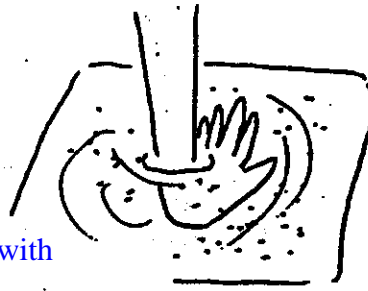
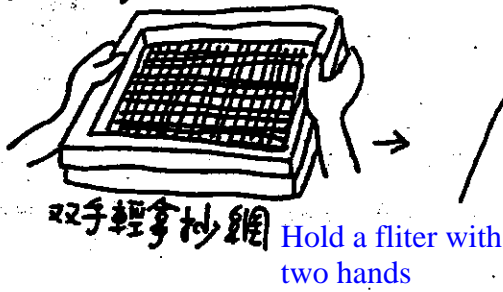
放入果汁機中打碎



放入有10公分深水的容器
Pour it into a container




4. Paper Formation

(四) 紙的抄法



(五) 去水分

5. Pressing Excess Water



貼在日光照射得到的玻璃，或用熨斗燙乾。